

SAM Pelvic Sling™ II

For stabilization of pelvic fractures with the correct force

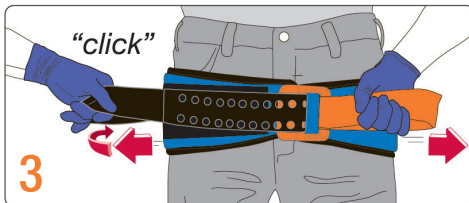
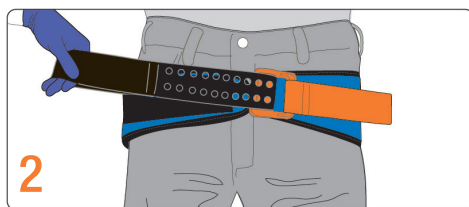
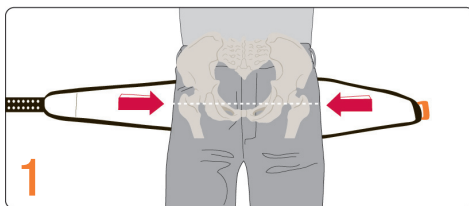
Trauma surgeons around the world agree on the importance of stabilizing pelvic fractures during the critical first “golden hour” following severe trauma.

The **SAM Pelvic Sling™ II** is the first and only force-controlled circumferential pelvic belt scientifically proven in peer-reviewed studies to safely and effectively reduce and stabilize open-book pelvic ring fractures. Because of the potentially devastating hemorrhage associated with such fractures, standard first aid protocol has included applying some type of circumferential binder around the victim’s hips.



FEATURES AND BENEFITS

- Scientifically and clinically proven to provide safe and effective force to stabilize pelvic fractures
- Buckle maintains correct force – cannot be over-tightened
- Simple 3-step application: just insert belt through buckle, pull strap, and secure
- Standard size fits 98% of population
- Low friction posterior slider facilitates transfers
- “Click” provides clear feedback to confirm correct application
- Pulling gradually and symmetrically increases sling tension and reduces the pelvis
- Every sling is tested for quality
- Front of sling is narrow and tapered to facilitate urinary catheterization, interventional radiology, external fixation, and abdominal surgery
- Radiolucent (allowing for X-rays without removal)
- Velcro on strap and sling for quick and easy fastening
- Reusable, not a one time use device
- Fabric does not stretch and cleans for re-use with standard detergent or anti-microbial solutions



TECHNICAL DATA

- Extra Small: Hip Circ.: 27"-47"; 9 oz.
- Standard: Hip Circ.: 32"-50"; 9 oz.
- Extra Large: Hip Circ.: 36"-60"; 9 oz.
- Military: Hip Circ.: 32"-50"; 9 oz.

NSN# 6516-01-509-6866

CE Approved
ISO 13485:2003

PUBLISHED STUDIES

Emergent Stabilization of Pelvic Ring Injuries by Controlled Circumferential Compression: A Clinical Trial; James C. Krieg, MD, Marcus Mohr, MS, Thomas J. Ellis, MD, Tamara S. Simpson, MD, Steven M. Madey, MD, and Michael Bottlang, PhD; *Journal of Trauma*; 59:659-664, 2005.

A New Technology: What's New in Orthopedic Trauma; Cole, P.A. Specialty Update; *Journal of Bone and Joint Surgery*; 85-A, 11: 2260-2269, 2003.

Non-Invasive Reduction of Open-Book Pelvic Fractures by Circumferential Compression; Bottlang, M., Simpson, T., Sigg, J., Krieg, J.C., Madey, S.M., Long, W.B.; *Journal of Orthopedic Trauma*; 16:6, 367-73, 2002.

Stabilization of Pelvic Ring Disruptions with a Circumferential Sheet; Simpson, T., Krieg, J.C., Heuer, F., Bottlang, M.; *Journal of Trauma*; 52:158-61, 2002.

Emergent Management of Pelvic Ring Fractures with Use of Circumferential Compression; Bottlang, M., Krieg, J.C., Mohr, M., Simpson, T.S., Madey, S.M.; *Journal of Bone and Joint Surgery*; 84-A (Supplement 2): 43-47 2002.

VIDEO RESOURCES

- View instructions for using the SAM Pelvic Sling II at: www.sammedical.com
- Videos are also available on youtube.com

ORDERING INFO

Part Number	Description	Case Size
	Orange/Blue	
SL556652-SM	SAM Pelvic Sling™ II XS	24/case
SL556652	SAM Pelvic Sling™ II Standard	24/case
SL556652-LG	SAM Pelvic Sling™ II XL	24/case
	Olive Drab	
SL556652-OD	SAM Pelvic Sling™ II Military	24/case



SAM MEDICAL
PRODUCTS®

customerservice@sammedical.com
P.O. Box 3270 Tualatin, OR 97062
800.818.4726 | 503.639.5474
www.sammedical.com

