

CELOX™-A

Applicator delivery system for CELOX agent to deep penetrating wounds



About CELOX

CELOX™ is a high performance granular hemostatic designed to stop lethal bleeding fast and is particularly useful in treating difficult and deep wounds. It is easy to use, extremely effective (clots blood in 30 seconds), and safe (tested to Class 3 CE Mark standards). CELOX works independently of the body's normal clotting processes. Its clotting ability has been proven to work with hypothermic blood and in the presence of common anti-coagulants such as Coumadin and Heparin. It also does not generate heat and will not burn the patient or care giver.

The CELOX-A applicator and plunger delivery system makes it possible for the hemostatic agent to reach deep into small penetrating wounds, getting straight to the source of the bleeding.

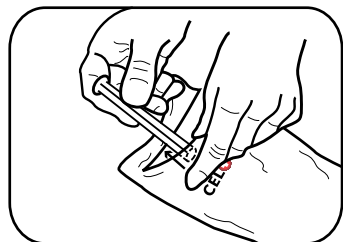
How CELOX Works

When placed directly into a bleeding wound and subjected to pressure, the positively charged CELOX granules cross-link with negatively charged red blood cells, forming a sticky pseudo clot that blocks blood flow. This clot sticks well to moist tissue to plug the bleeding site. CELOX does not set off the normal clotting cascade; it only clots the blood it comes directly into contact with. CELOX also does not set off a blood clotting response which would lead to clots being formed at a distance to the product.

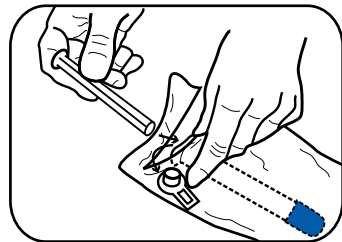
Features and Benefits

- Specially designed for small penetrating wounds
- Proven to control arterial bleeding within minutes
- Works in hypothermic conditions
- FDA cleared to work on anticoagulated blood
- No heat – No burning
- Easy to learn, easy to use, safe for the patient
- Sterile, waterproof packaging
- Applied using basic first aid skills
- Easy to irrigate from wound
- Not affected by windy or rainy conditions

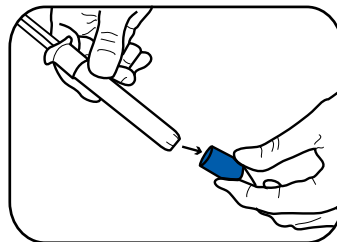
Instructions for Use



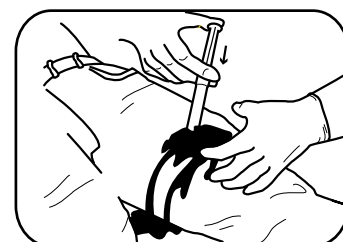
1 Wear gloves (if available). Tear open CELOX™-A packet, hold applicator in opened packet and remove plunger without touching the tip.



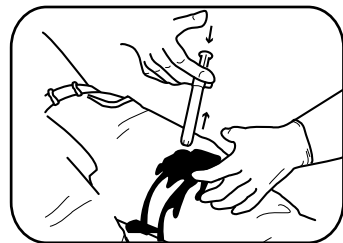
2 While still holding applicator in the packet, remove the end cap from the top of the applicator using the plastic tab. Insert plunger into applicator barrel containing the CELOX™ granules.



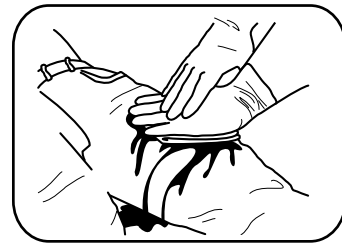
3 Remove applicator fully from pouch using finger tabs (T-section). Grip and remove the blue plastic cap from end of applicator, just prior to use.



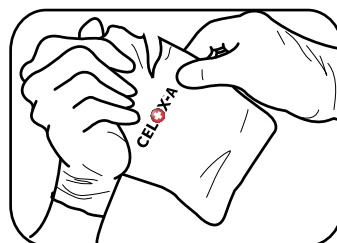
4 Insert applicator with attached plunger as far in to wound as possible.



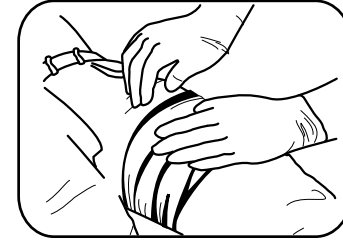
5 Slowly push plunger in as you withdraw the applicator from the wound. Based on wound size more than one applicator may be required.



6 Cover the wound with gauze and apply firm pressure for five minutes.



7 If bleeding persists or restarts apply direct pressure for an additional 5 minutes. Additional applicators or CELOX™ hemostatic granules may be used for the wound, or other wounds requiring emergency hemostasis.



8 Wrap and tie bandage securely to maintain pressure on the wound.

9 Transfer to medical facilities as soon as possible.

10 Show empty pack to medical personnel at facility.

11 Discard any used or partially used applicator or granules.



SAM MEDICAL
PRODUCTS®

www.sammedical.com

customerservice@sammedical.com
P.O. Box 3270 Tualatin, OR 97062 USA
503.639.5474 (USA) Tele
800.818.4726 (USA) Toll
503.639.5425 (USA) Fax