

SAM Pelvic Sling™ II

FOR STABILIZATION OF PELVIC FRACTURES
WITH THE
CORRECT FORCE

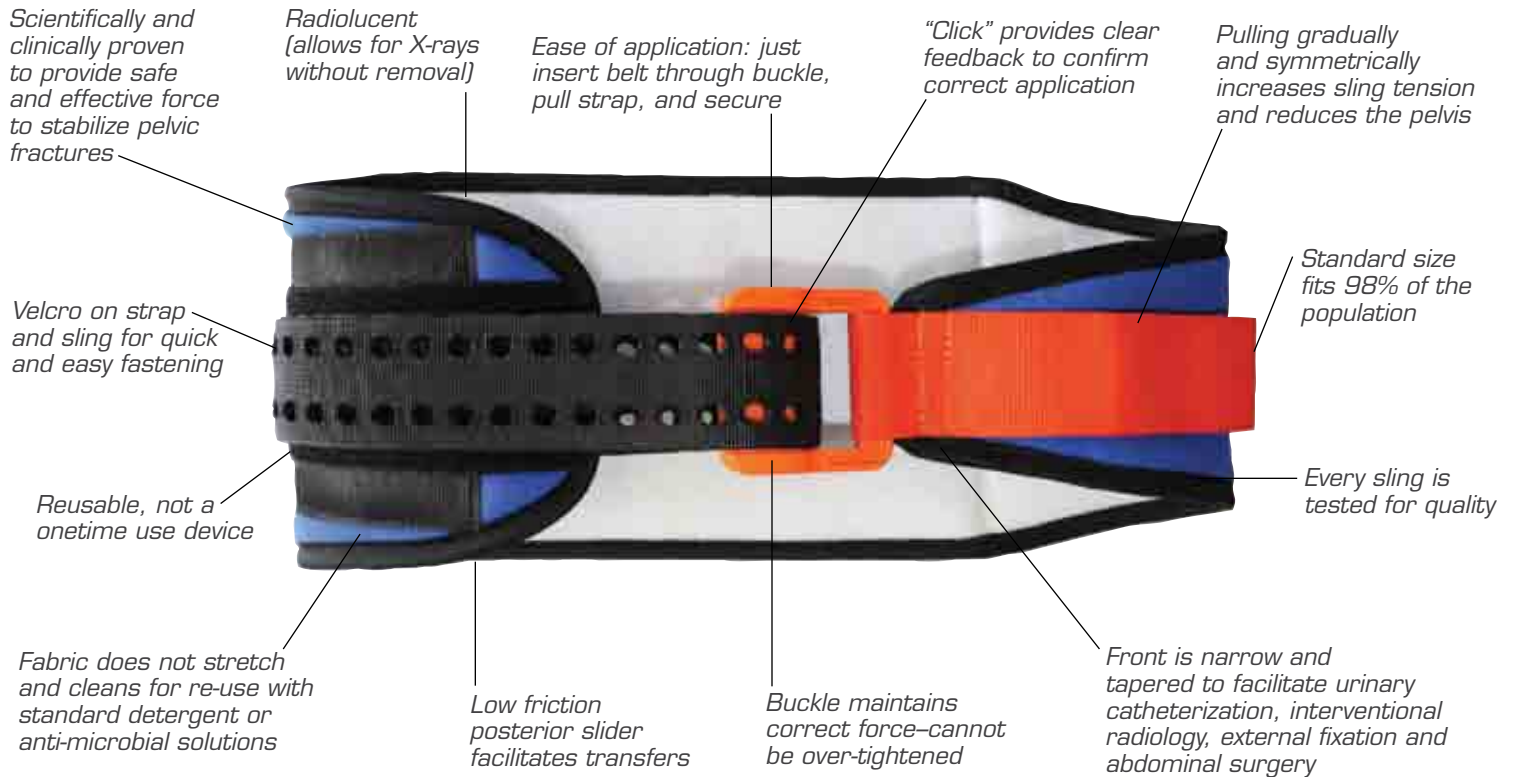
IMPROVED
ONE PIECE DESIGN
APPLIES IN
3 EASY STEPS



SAM MEDICAL
PRODUCTS®

800.818.4726 | sammedical.com
NSN # 6515-01-509-6866

What Makes The SAM Pelvic Sling II Unique



Newly Improved Design

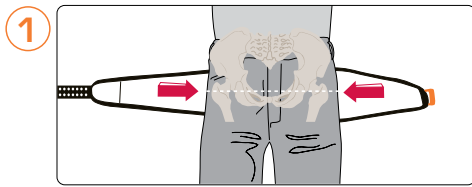
The SAM Pelvic Sling II improves upon our groundbreaking original pelvic sling. It is still the only force-controlled circumferential pelvic belt scientifically proven in peer-reviewed studies to safely and effectively reduce and stabilize open-book pelvic ring fractures.

The SAM Pelvic Sling II is an improved, simpler design with no detachable hardware. It is more compact, easy to use (only three steps), quick to apply (usually in less than one minute), and is sized to fit (without cutting or trimming) 98% of the adult population. It does not require a fine touch to operate and gives clear feedback by sound and feel to confirm correct application.

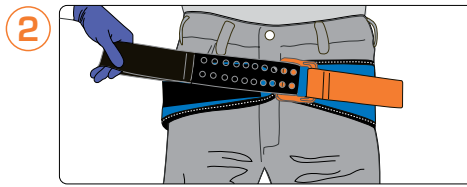
The sling is durable i.e. not affected by extremes of moisture, temperature, or by exposure to hard or sharp objects. It is also radiolucent, MRI safe, and cleans for re-use with common detergents or anti-microbial solutions.



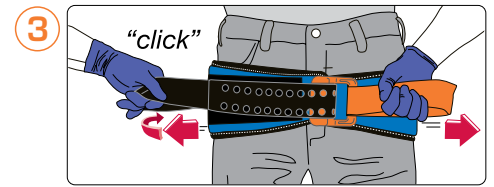
Easy As 1, 2, 3



1 Remove objects from patient's pocket or pelvic area. Place SAM Pelvic Sling II gray side up beneath patient at level of trochanters (hips).



2 Place BLACK STRAP through buckle and pull completely through.



3 Hold ORANGE STRAP and pull BLACK STRAP in opposite direction until you hear and feel the buckle click. Maintain tension and immediately press BLACK STRAP onto surface of SAM Pelvic Sling II to secure.

Limits Compression To An Effective Force

The SAM Pelvic Sling II was designed not to over-tighten or under-tighten, unlike other commercial binders which allow unlimited force to be applied to the patient. Researchers at Legacy Health System utilized cadaver studies and clinical trials to determine the optimum range of force required to safely and effectively close an unstable pelvic fracture.

The SAM Pelvic Sling II's patented Autostop buckle will not allow a compression force greater than 33lbs. This is vital in high stress environments where over-tightening by emergency medical personnel under duress could potentially be extreme and harmful.

Trauma surgeons around the world recognize the importance of stabilizing pelvic fractures during the critical first "golden hour" following severe trauma. Because of the potentially devastating hemorrhage associated with such fractures, standard first aid protocol includes applying some type of circumferential binder around the victim's hips.

Research Studies

Pelvic Circumferential Compression in the Presence of Soft-Tissue Injuries: A Case Report. Krieg JC, Mohr M, Mirza AJ, Bottlang M. The Journal of TRAUMA Injury, Infection, and Critical Care. 59, pp 470-472, 2005.

Emergent Stabilization of Pelvic Ring Injuries by Controlled Circumferential Compression: A Clinical Trial. Krieg JC, Mohr M, Ellis TJ, Simpson TS, Madey SM, Bottlang M. Journal of Trauma, 59, pp 659-664, 2005.

The Pelvic Fracture; Stabilization in the field. Bottlang M, Kreig JC. EMS Magazine. September, pp 126-129, 2003.

Non-Invasive Reduction of Open-Book Pelvic Fractures by Circumferential Compression. Bottlang M, Simpson T, Sigg J, Krieg JC, Madey SM, Long WB. Journal of Orthopedic Trauma. 16:6, pp 367-73, 2002.

Stabilization of Pelvic Ring Disruptions with a Circumferential Sheet. Simpson T, Krieg JC, Heuer F, Bottlang M. Journal of Trauma. 52, pp 158-61, 2002.

Emergent Management of Pelvic Ring Fractures with Use of Circumferential Compression; Bottlang M, Krieg JC, Mohr M, Simpson TS, Madey SM. Journal of Bone and Joint Surgery. 84-A (Supplement 2), pp 43-47, 2002.

We Removed The Guesswork



Our patented Autostop buckle provides the correct compression every time, taking the guesswork out of tightening. The buckle is programmed to stop your pull once the correct compression force has been obtained. Two prongs are released from the buckle which stops the belt from further tightening.

FAQ

Why does controlling circumferential force matter in the treatment of pelvic fractures?

At the time of initial evaluation, the exact type of fracture is usually unknown. In some cases, too little force will not close or stabilize the fracture; in others, too much force can collapse the pelvic ring. The SAM Pelvic Sling II stands alone as the only pelvic binder pre-programmed to apply the safe and correct force for all pelvic fractures.

What is the difference between the SAM Pelvic Sling II and other devices used in emergent care?

The SAM Pelvic Sling II is designed so it cannot be over-tightened. It is the only pelvic binder that will not allow a compression force greater than required to safely and effectively stabilize pelvic ring fractures. It provides the correct force each time, every time. This is documented in five peer review journals and has been the subject of fifteen national and international plenary session presentations.

Can the SAM Pelvic Sling II be used on a suspected pelvic fracture, even if it is not an open-book fracture?

There are no reported contraindications to using the SAM Pelvic Sling II on any suspected pelvic fracture or injury. The compression forces are distributed broadly across the Sling belt and are unlikely to exacerbate fractures or injury. Peer-review studies have shown no contraindication to applying the SAM Pelvic Sling II on lateral compression fractures.

Can the SAM Pelvic Sling II be placed on a patient in the car before extraction?

It is not recommended to apply the SAM Pelvic Sling II before extraction from a vehicle.

How do I clean the SAM Pelvic Sling II?

Do not clean the Sling using steam autoclave. You can use a broad spectrum disinfectant such as Virkon. You may contact an EMS or hospital provider for more details about Virkon.

Can the SAM Pelvic Sling II be used on children?

We do not recommend using the SAM Pelvic Sling II on children. To date no studies have been conducted on children.

How does the SAM Pelvic Sling II affect skin's surface?

Interface pressures have been measured under the SAM Pelvic Sling II and these pressures are usually very low (less than 25 mmHg). If the SAM Pelvic Sling II is to be applied for extended periods, the skin should be inspected at regular intervals. Be especially observant when massive fluid resuscitation is required. Under these conditions, the SAM Pelvic Sling II may have to be periodically released to accommodate increased pelvic volume. Be aware the SAM Pelvic Sling II should be released very slowly.

PRODUCT INFORMATION

Part Number	Description
SL556652-SM	SAM Pelvic Sling™ II Extra Small - Hip Circumference: 27-47" (69-119cm)
SL556652	SAM Pelvic Sling™ II Standard - Hip Circumference: 32-50" (81-127cm)
SL556652-LG	SAM Pelvic Sling™ II Extra Large - Hip Circumference: 36-60" (91-152cm)
SL556652M	SAM Pelvic Sling™ II Military - Olive - Hip Circumference: 32-50" (81-127cm)

ABOUT SAM MEDICAL PRODUCTS



SAM Medical Products® is a developer and manufacturer of innovative medical products used for emergency, military, and hospital care. Our products include the widely used SAM Splint, SAM Pelvic Sling II, Soft Shell Splint, CELOX line of hemostatic agents, BursaMed line of shear and friction relieving dressings, and Blist-O-Ban blister prevention bandages. For more than 25 years, SAM Medical Products® has represented innovation and quality to the medical professional. More information about SAM Medical Products® can be found on the company's website at: www.sammedical.com.

SAM MEDICAL
PRODUCTS®

sammedical.com

customerservice@sammedical.com
P.O. Box 3270 Tualatin, OR 97062
800.818.4726 (USA) Tele
503.639.5425 (USA) Fax